

Pelee

Pelee series paving stones stand beautifully on their own or can be mixed and matched to create compelling mosaics and other one-of-a-kind patterns.



SPECIFICATIONS



Standard
300mm x 225mm x 60mm
(11-7/8" x 8-7/8" x 2-3/8")



Standard
150mm x 225mm x 60mm
(5-7/8" x 8-7/8" x 2-3/8")



Standard
150mm x 150mm x 60mm
(5-7/8" x 5-7/8" x 2-3/8")



Standard
150mm x 75mm x 60mm
(5-7/8" x 2-7/8" x 2-3/8")



Tumbled
300mm x 225mm x 60mm
(11-7/8" x 8-7/8" x 2-3/8")



Tumbled
150mm x 225mm x 60mm
(5-7/8" x 8-7/8" x 2-3/8")




Tumbled
150mm x 150mm x 60mm
(5-7/8" x 5-7/8" x 2-3/8")




Tumbled
150mm x 75mm x 60mm
(5-7/8" x 2-7/8" x 2-3/8")



COLOURS



Chestnut Blend




Chestnut Blend (T)



Colonial Buff Blend




Colonial Buff Blend (T)



Pewter Blend



Pewter Blend (T)


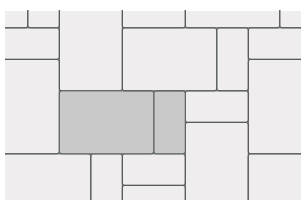



Terra Cotta Blend



Terra Cotta Blend (T)

LAYING PATTERNS



(T) Tumbled